Northern Berks Regional PD 10/05/2010 15:12:07

Incident Frequency by TYPE (Top 40 of 59 Shown) (Using DATE RECD)

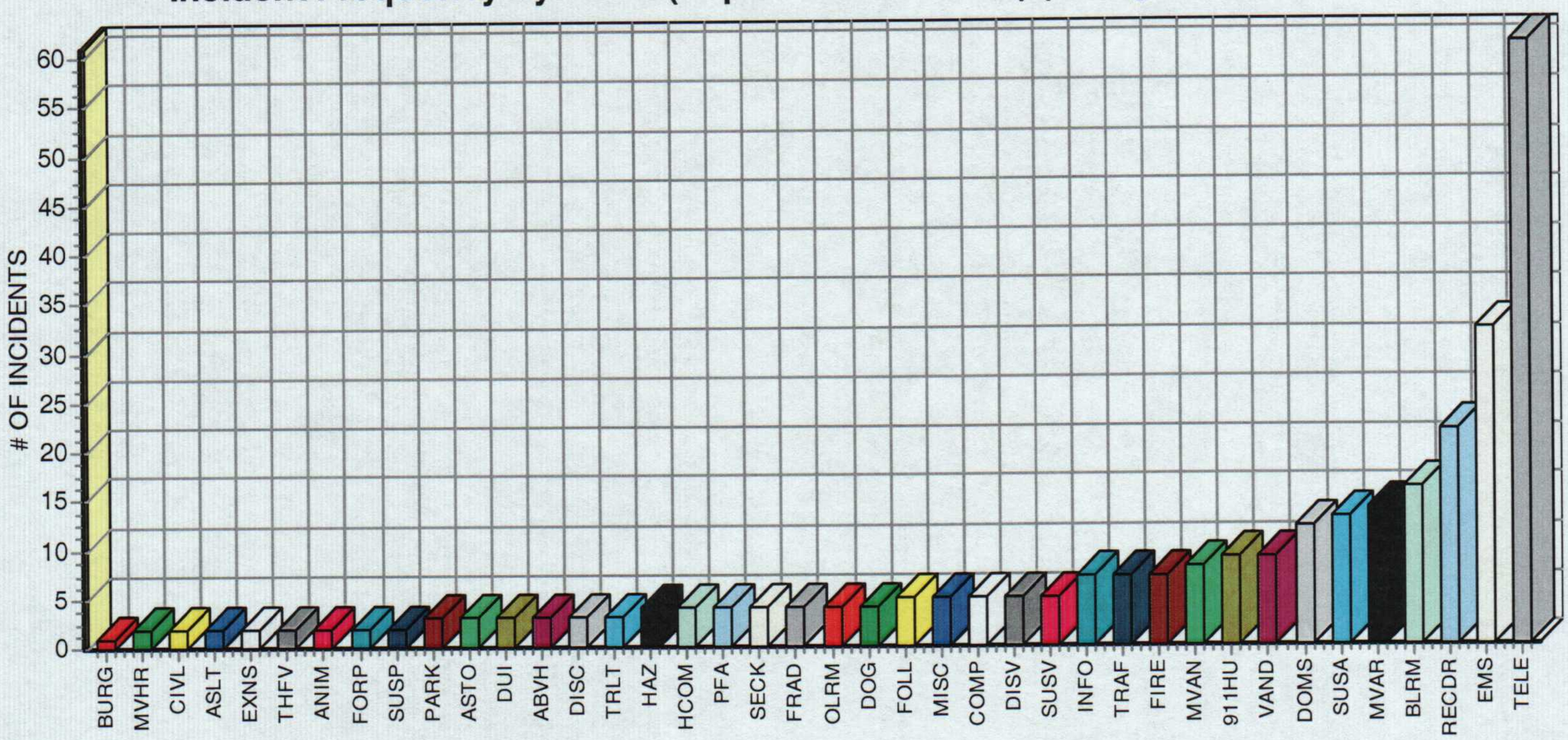

BURG	1	MVHR	2	CIVL	2	ASLT	2	EXNS	2	THFV	2	ANIM	2	FORP	2
SUSP	2	PARK	3	ASTO	3	DUI	3	ABVH	3	DISC	3	TRLT	3	HAZ	4
HCOM	4	PFA	4	SECK	4	FRAD	4	OLRM	4	DOG	4	FOLL	5	MISC	5
COMP	5	DISV	5	SUSV	5	INFO	7	TRAF	7	FIRE	7	MVAN	8	911HU	9
VAND	9	DOMS	12	SUSA	13	MVAR	14	BLRM	16	RECDR	22	EMS	32	TELE	61

By Day of Week

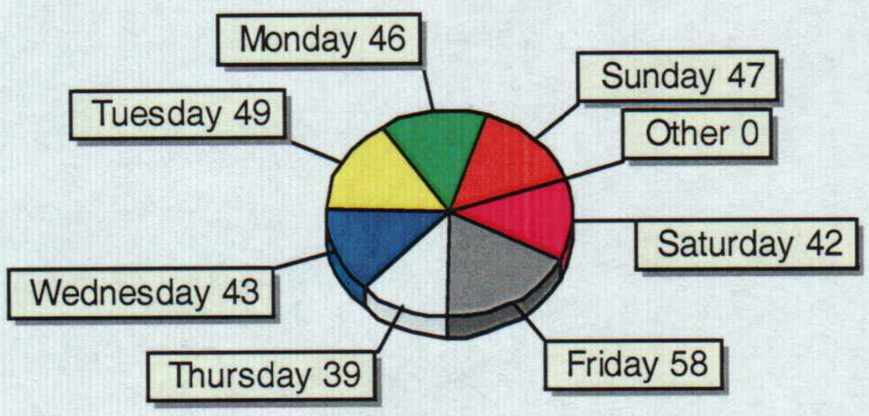

Sunday	14.51 %	Monday	14.2 %
Tuesday	15.12 %	Wednesday	13.27 %
Thursday	12.04 %	Friday	17.9 %
Saturday	12.96 %	Other	0 %

Weekday vs Weekend

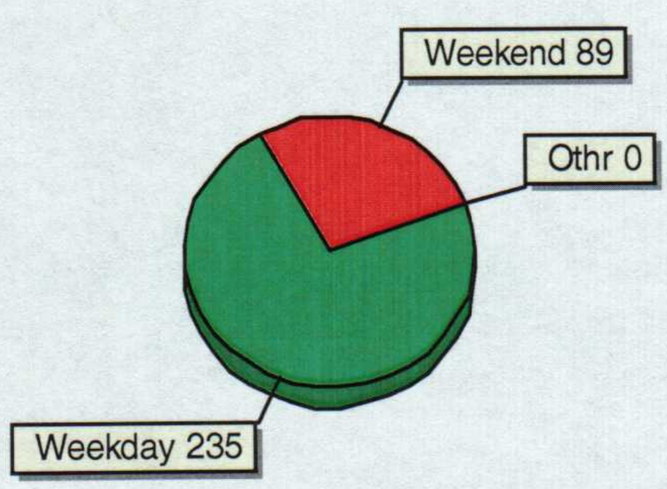

Weekend	27.47 %	Weekday	72.53 %
Othr	0 %		

Search Criteria: (DISTRICT >= '222')
(DISTRICT <= '222')
(DISTRICT like '222%')
(DATE_RECD >= TO_DATE('09/01/2010','MM/DD/YYYY'))
(DATE_RECD <= TO_DATE('09/30/2010','MM/DD/YYYY'))

NORTHERN BERKS REGIONAL POLICE
SEPTEMBER
2010
ACTIVITY REPORT

	MAIDENCREEK	ONTELAUNEE	LEESPORT		TOTALS
PATROL HOURS	729.02	483.75	391.5		1604.27
ADMIN. HOURS PATROL	133.48	92.73	54.8		281.01
TOTAL PATROL HOURS	**862.5**	**576.48**	**446.3**		**1885.28**
CHIEF OF POLICE	75.53	52.47	31		159
DETECTIVE SGT.	59.81	67.07	12.12		139
FUEL					1150.6
MILEAGE	5587.23	4898.22	2464.55		12950
				ADMINISTRATIVE	
ASSIGNMENTS	324	205	94	16	639
CITATIONS	109	109	61		279

TRAFFIC FINES	$ 1,851.92	$ 2,458.96	$ 794.54	$ 5,105.42
NON-TRAFFIC FINES	$ 552.43	$ 578.87	$ 93.27	$ 1,224.57
TOWNSHIP TOTALS	$ 2,404.35	$ 3,037.83	$ 887.81	$ 6,329.99

PREPARED BY: CHIEF OF POLICE - SCOTT W. EAKEN