Northern Berks Regional PD 12/3/2010 9:50:50 AM

Incident Frequency by TYPE (Top 40 of 50 Shown) (Using DATE RECD)

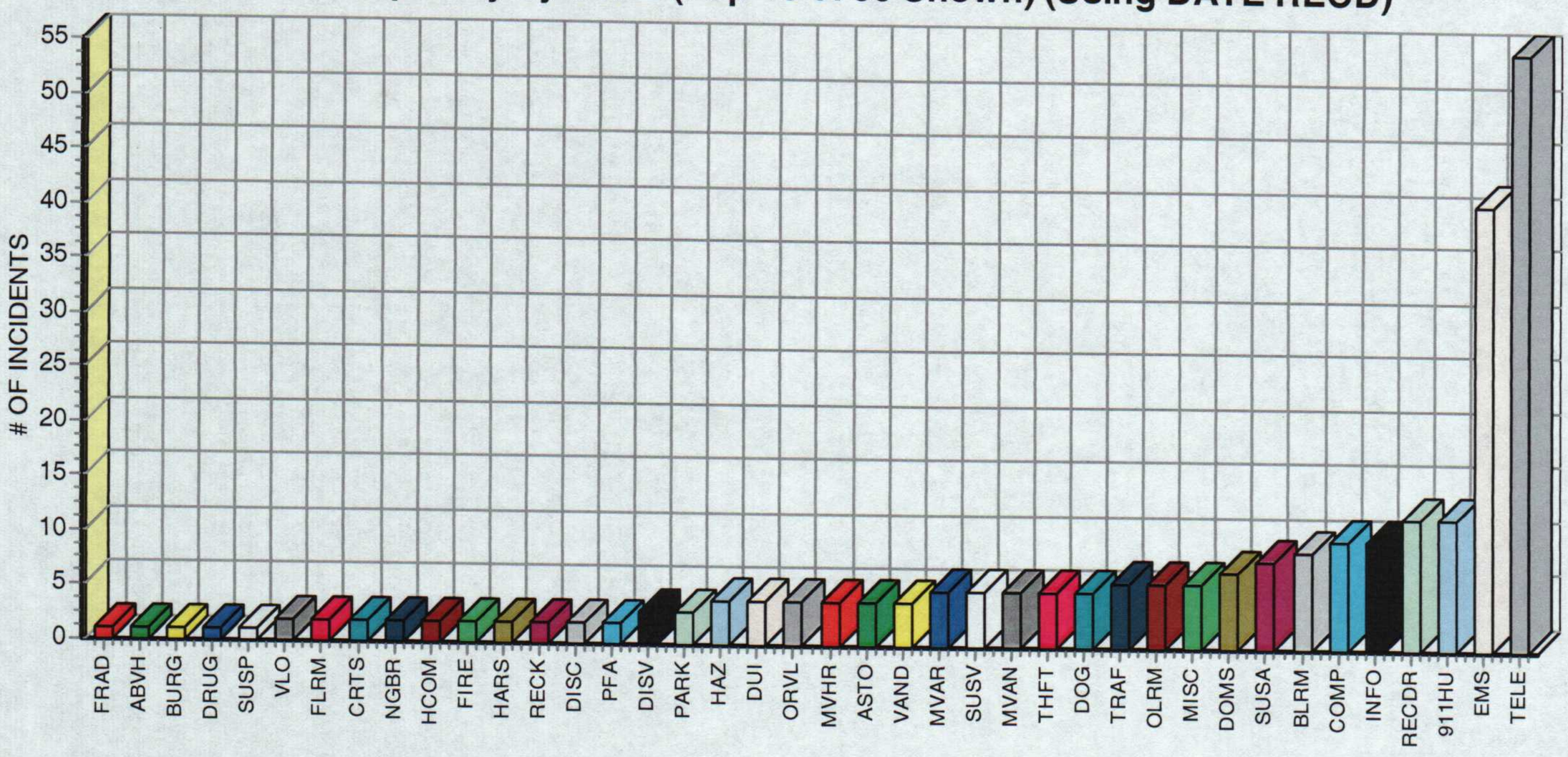

FRAD	1	ABVH	1	BURG	1	DRUG	1	SUSP	1	VLO	2	FLRM	2	CRTS	2
NGBR	2	HCOM	2	FIRE	2	HARS	2	RECK	2	DISC	2	PFA	2	DISV	3
PARK	3	HAZ	4	DUI	4	ORVL	4	MVHR	4	ASTO	4	VAND	4	MVAR	5
SUSV	5	MVAN	5	THFT	5	DOG	5	TRAF	6	OLRM	6	MISC	6	DOMS	7
SUSA	8	BLRM	9	COMP	10	INFO	10	RECDR	12	911HU	12	EMS	41	TELE	55

By Day of Week

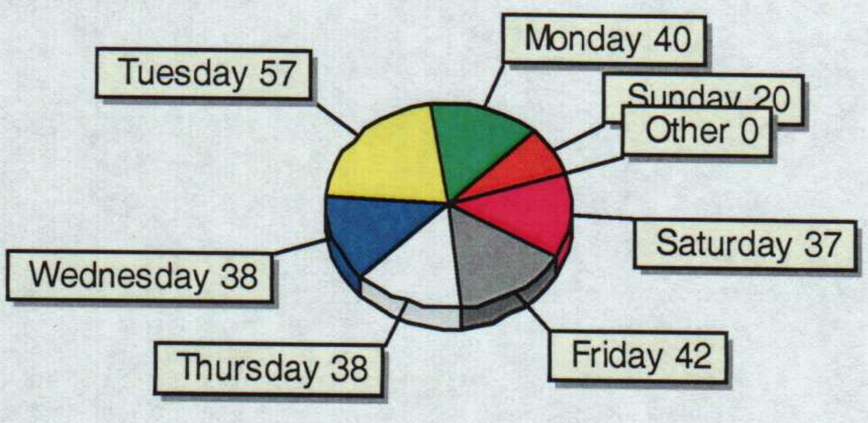

Sunday	7.35 %	Monday	14.71 %
Tuesday	20.96 %	Wednesday	13.97 %
Thursday	13.97 %	Friday	15.44 %
Saturday	13.6 %	Other	0 %

Weekday vs Weekend

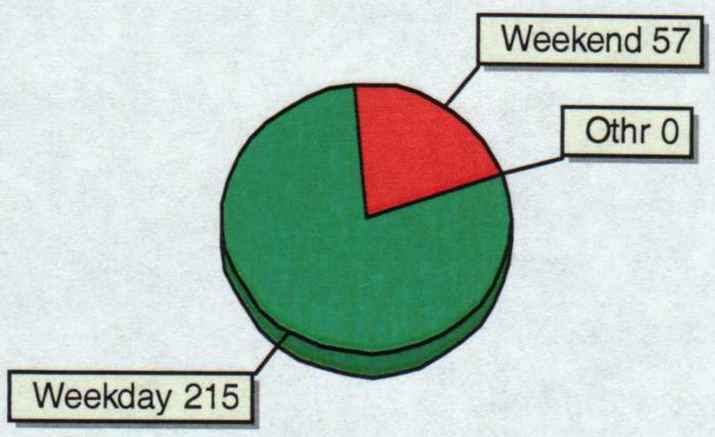

Weekend	20.96 %	Weekday	79.04 %
Othr	0 %		

Search Criteria:
(DISTRICT >= '222')
(DISTRICT <= '222')
(DISTRICT like '222%')
(DATE_RECD >= TO_DATE('11/1/2010','MM/DD/YYYY'))
(DATE_RECD <= TO_DATE('11/30/2010','MM/DD/YYYY'))