Northern Berks Regional PD

01/06/2011 15:26:29

Incident Frequency by TYPE (Top 40 of 57 Shown) (Using DATE RECD)

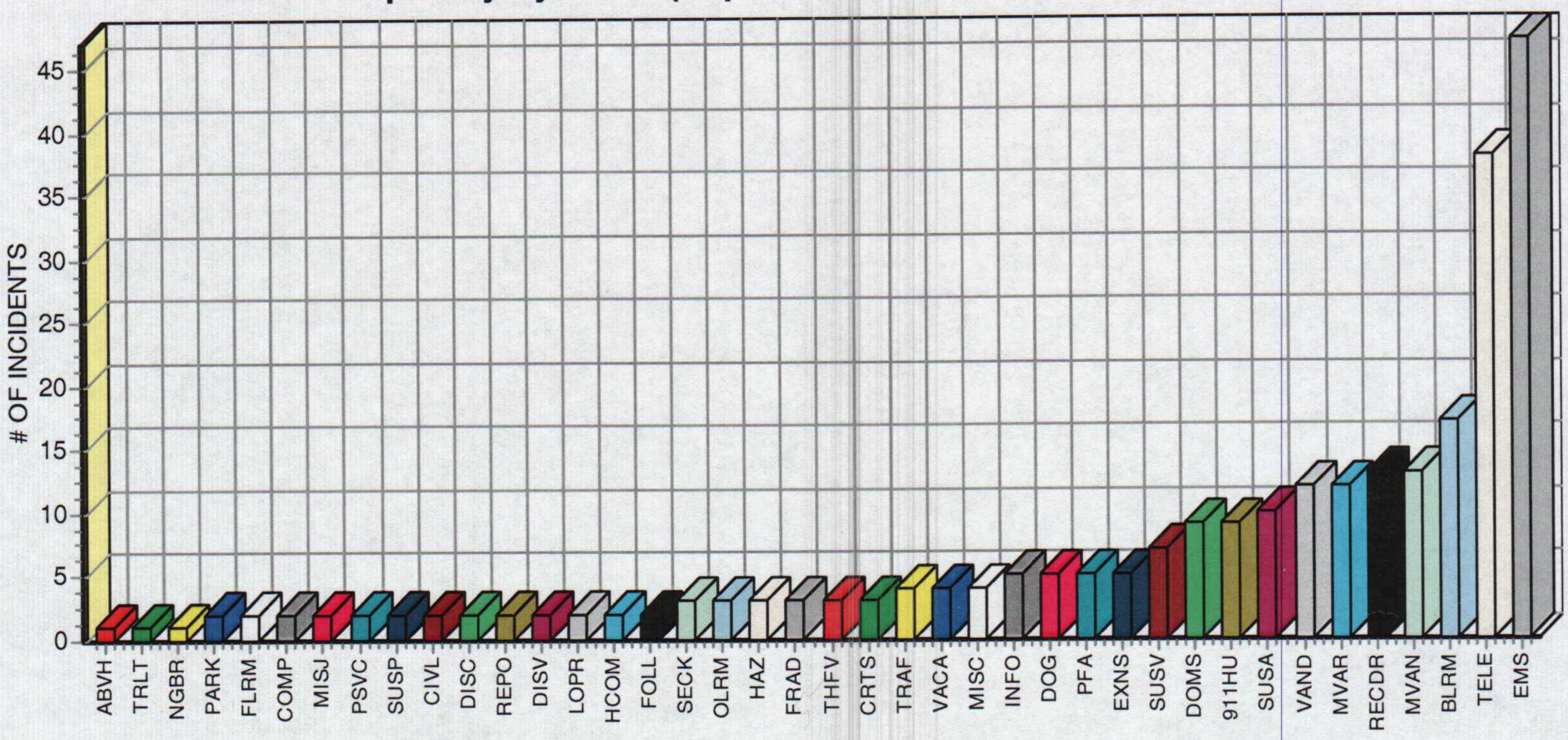

ABVH	1	TRLT	1	NGBR	1	PARK	2	FLRM	2	COMP	2	MISJ	2	PSVC	2
SUSP	2	CIVL	2	DISC	2	REPO	2	DISV	2	LOPR	2	HCOM	2	FOLL	2
SECK	3	OLRM	3	HAZ	3	FRAD	3	THFV	3	CRTS	3	TRAF	4	VACA	4
MISC	4	INFO	5	DOG	5	PFA	5	EXNS	5	SUSV	7	DOMS	9	911HU	9
SUSA	10	VAND	12	MVAR	12	RECDR	13	MVAN	13	BLRM	17	TELE	38	EMS	47

By Day of Week

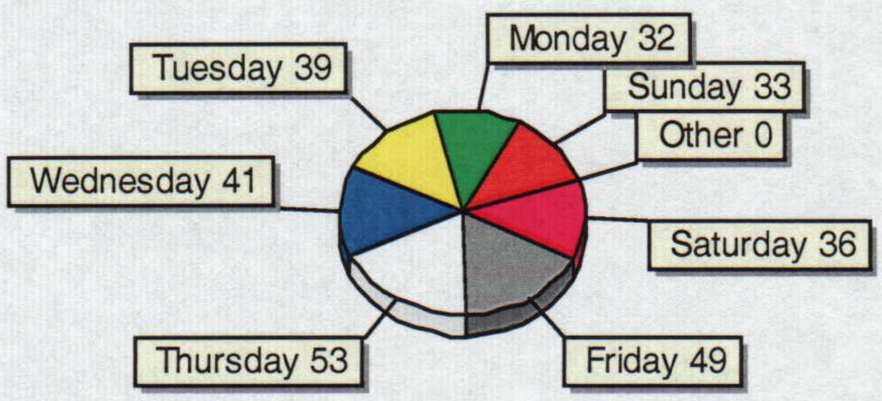

Sunday	11.66 %	Monday	11.31 %
Tuesday	13.78 %	Wednesday	14.49 %
Thursday	18.73 %	Friday	17.31 %
Saturday	12.72 %	Other	0 %

Weekday vs Weekend

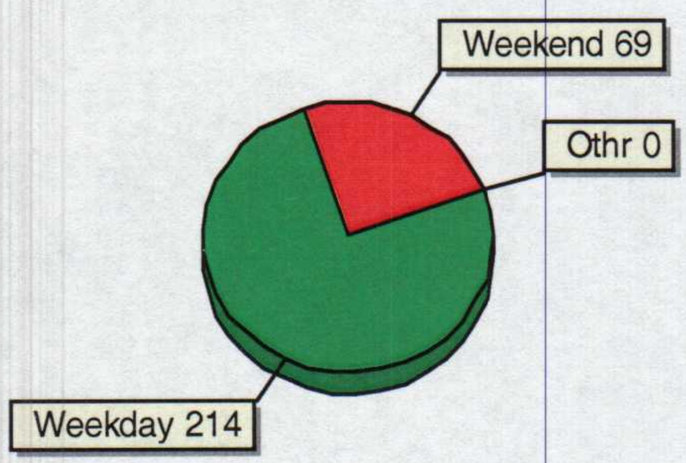

Weekend	24.38 %	Weekday	75.62 %
Othr	0 %		

Search Criteria: (DISTRICT >= '222')
(DISTRICT <= '222')
(DISTRICT like '222%')
(DATE_RECD >= TO_DATE('12/01/2010','MM/DD/YYYY'))
(DATE_RECD <= TO_DATE('12/31/2010','MM/DD/YYYY'))